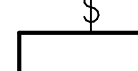
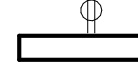
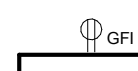

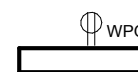


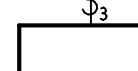











-  ELECTRICAL SWITCH SINGLE
-  ELECTRICAL WALL OUTLET
-  GROUND FAULT CIRCUIT INTERRUPTER
-  ELECTRICAL FAN LIGHT
-  WATER PROOF GROUND CIRCUIT INTERRUPTER
-  CIRCUIT PANNEL WALL MOUNTED
-  CAN LIGHT
-  ELECTRICAL SWITCH THREE WAY
-  SCENE DIM LIGHT
-  DOOR BELL BUTTON PRESS
-  LAMP LIGHT
-  SMOKE DETECTOR
-  VANITY LIGHT
-  FAN LIGHT COMBO
-  REFRIGERATOR OUTLET
-  DISH WASHER OUTLET
-  RANGE OUTLET

Electrical Symbol Legend  
1/4" = 1'-0"



1 Electrical Level 1  
1/4" = 1'-0"

|                            |                     |
|----------------------------|---------------------|
| Project Title: NAWIC       |                     |
| Code #: SHS 123            | Sheet #: E-1        |
| Date: 7/16/2015 3:21:30 PM | Scale: 1/4" = 1'-0" |